








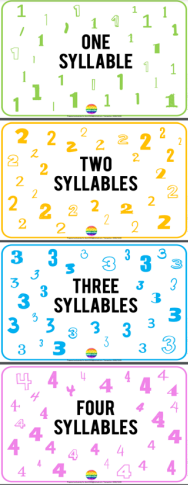

Distance Learning – Early Stage 1

Term Three Week One



	Monday	Tuesday	Wednesday	Thursday	Friday
Morning activity: outside walk, Go noodle https://www.youtube.com/channel/UC2YBT7HYqCbbvzu9kKZ3wnw					
Chores		After each meal today wipe down the table or area you and your family were eating at.	Have you ever looked under your bed? You NEED to... this place is often forgotten when cleaning up. Today can you clean under your bed.	Today help give the bathroom a clean. You might be in charge of cleaning the hand basin.	Your chore today is to collect the mail from your letter box (listen out for that post person)
Digraph: ch Letter/Sounds Revision: j, v, w, x, y, z, q, Silent 'e' syllable Revision <i>silent 'e' is special, it likes to change the game. When it shows up at the end of word, it makes the vowel say its name.</i>					
Academic Time		PM Reader Choose a book to read from the PM e collection. Don't forget to write it on your blue home reading card. Link: https://app.pmecollection.com.au/	PM Reader Choose a book to read from the PM e collection. Don't forget to write it on your blue home reading card. Link: https://app.pmecollection.com.au/	PM Reader Choose a book to read from the PM e collection. Don't forget to write it on your blue home reading card. Link: https://app.pmecollection.com.au/	PM Reader Choose a book to read from the PM e collection. Don't forget to write it on your blue home reading card. Link: https://app.pmecollection.com.au/

Monday	Tuesday	Wednesday	Thursday	Friday
	<p><u>Initial Sound – find in magazines</u></p> <p>How many times can you find this week’s sounds and letters (j,v,w,x,y,z,q) in a newspaper or magazine? Cut them out and glue them to make a collage.</p>  <p><u>Alliteration</u></p> <p>Make an Alliteration and write your sentence. E.g Jellyfish Jack jumps joyfully.</p> <p><u>Digraph ch</u></p> <p>With an adult or with an older sibling brainstorm some ch words in a</p>	<p><u>Silent ‘e’</u></p> <p>Sing along to the Silent ‘e’ video</p>  <p>https://www.youtube.com/watch?v=mxVWScxsO</p> <p><u>SC</u></p> <p><u>Silent ‘e’ words – find in magazines</u></p> <p>How many times can you find words with the silent ‘e’ in the newspaper or magazine? Cut them out and glue them to make a collage.</p> <p><u>CVC words</u></p> <p>Write CVC (consonant, vowel, consonant) words onto poster paper. Write</p>	<p><u>Initial Sound</u></p>  <p>List some ‘Vv’ words using rainbow colours or water paint.</p> <p><u>Vv word lego</u></p> <p>Make some ‘Vv’ words with lego</p> 	<p><u>Digraph ch</u></p> <p><u>Read to - Pearl Barley and Charlie Parsley</u></p> <p>Introduction to the story: <i>Pearl Barley and Charlie Parsley are the best of friends but they are different in almost every way. Pearl likes solving mysteries and moves rather fast in the world. Charlie likes taking baths and watching his garden grow. So how can Pearl Barley and Charlie Parsley be such good friends?</i></p>  <p>https://www.youtube.com/watch?v=PzoGkpBHaSM</p> <p>How are you similar to Charlie Parsley?</p>

Monday	Tuesday	Wednesday	Thursday	Friday
	<p>scrapbook e.g chips, chops, chick, chat and draw some pictures to match your ch words.</p> <p><u>Read to - Mr Chicken all over Australia</u></p> <p>Introduction to the story: <i>A giant yellow chicken travels the world to find out about different countries and their cuisines, and this book he has chosen to visit Australia.</i></p> <p>Before you listen what would you suggest Mr Chicken should visit while here in Australia? what could he see? What should he eat while here?</p> <p>Watch the reading of the story – Mr Chicken all over Australia.</p>	<p>the silent 'e' onto a paddle pop stick.</p> <p>Read the CVC words to an adult or an older sibling then reread with the silent 'e'.</p>  <p>Below is a link to a free resource to make your own CVC letter tiles. https://www.teacherspayteachers.com/Product/Letter-Tiles-for-Phonics-Instruction-3978782</p> <p><u>Find the items</u></p> 	<p><u>Syllables</u></p> <p>A syllable is part of a word that contains sounds (phonemes) of a word. It usually has a vowel in it.</p> <p>Can you make some poster mats like the ones pictured and find items around the house to sort into one syllable, two syllables etc.</p>  <p>Did you fill a syllable mat? Could you find an item that had more than four syllables?</p>	<p>How are you different to Charlie Parsley?</p> <p><u>Write a sentence</u></p> <p>Can you now write your own sentence about the story?</p> <p><u>Sentence writing</u></p> <p>Make a wacky sentence using as many silly words starting with 'Ww' as you can. Remember to start your sentence with a capital letter, add spacing between your words and end your sentence with the correct punctuation.</p> 


Monday

Tuesday

Wednesday

Thursday

Friday



https://www.youtube.com/watch?v=v7CDaV_XbGw

Write a letter

Write a letter to Mr Chicken telling him why he should visit your suburb.

Draw / paint


Draw or paint a picture of Mr Chicken visiting a place or landmark in Australia.



Find items in your house to make the letter Jj. Then find items in your home that start with the sound 'Jj'.

Read to

Read / listen to Jeremy.



<https://www.youtube.com/watch?v=1GRdO5cnob8>


Writing

Tell us how Jeremy changed from the time he fell from the next until the time he was released.

'Sight Word' Hopscotch

You will need: chalk

Using your online PM readers, select some tricky sight words. Then ask a family member to draw a hopscotch grid outside. Write your sight words in each square. As you jump in each square say your sight words out loud.



Initial Sound

Can you make the letters 'j, v, w, x, y, z, q' from items found around the house or garden?

sand










sticks


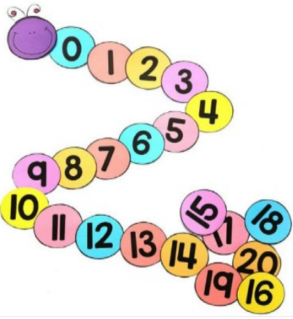





Fence letters / sounds / words

Using chalk write your letters / sounds 'j, v, w, x, y, z, q' or try your silent 'e' words on the fence. Then with a spray bottle filled with water, spray out your letters / sounds / words.



		Monday	Tuesday	Wednesday	Thursday	Friday
Break (have a snack, go for a walk, have a stretch)						
Midday activity: Outside game, kicking, bouncing or playing with a ball						
Academic Time		Mathematics <u><i>Whole Number</i></u>	Mathematics <u><i>Whole Number</i></u>	Mathematics <u><i>Position</i></u>	Mathematics <u><i>Position</i></u>	
	Maths	<p>Warm up:</p> <p>Count how many steps it takes to get from your bedroom to the kitchen and back.</p> <p>Subitising game</p> <div style="text-align: center;"> <p>Subitising Game</p>  <p><small>www.earlyyearsfun.blogspot.com</small></p> </div> <p>Using the subitising dots above, see how quickly you can read the dots and</p>	<p>Warm up:</p> <p>Sit with a partner and take turns counting by 1's. See how far you can count to then count backwards.</p> <p>Watch ‘NumberJacks – Carry on Counting’</p> <div style="text-align: center;">  <p>https://www.youtube.com/watch?v=4aC6D4VcmaA</p> </div> <p>Number writing</p> <p>Practise your number formation by creating some flashcards. See below for instructions on how to write your</p>	<p>Warm up:</p> <p>Play “Simon Says’ with an adult or an older sibling focusing on using the directions ‘left and right’ e.g.</p> <p>Simon says place your left hand in the air.</p> <p>Simon says place your right hand on your head.</p> <div style="text-align: center;">  </div> <p>Directed Drawing</p> <p>Follow the steps below to</p>	<p>Warm up:</p> <p>Maths online games. Choose an activity from www.abcya.com</p> <p>Suggestions include:</p> <div style="display: flex; justify-content: space-around;"> <div style="text-align: center;">  </div> <div style="text-align: center;">  </div> </div> <div style="display: flex; justify-content: space-around;"> <div style="text-align: center;">  </div> <div style="text-align: center;">  </div> </div> <p>Find my Special Place</p> <p>With a partner select a</p>	

Monday	Tuesday	Wednesday	Thursday	Friday
	<p>say the corresponding number. Time yourself and see if you can beat your original time.</p> <p>Try making your own subitising cards x 2 like the dots above and play a game of snap with an adult or memory game.</p> <p>Practise counting forwards to at least 20 using different voices. Can you count in these ways?</p> <ul style="list-style-type: none"> • Monster voice • Silly voice • King/Queen voice • Loud voice • Quiet voice <p>What other voices can you think of?</p> <p>Choose your favourite voice and count as far as you can. Now try counting backwards from 20.</p>	<p>numerals correctly. Remember to include 11,12,13,14,15,16, 17,18 and 19 and go to at least 20. Can you count them backwards out loud.</p> <p>For example:</p>  <p>Work with someone to Create your own number caterpillar. Practise ordering numbers from 0-20 as you make it.</p> 	<p>draw a picture using 'positional' words.</p> <ol style="list-style-type: none"> 1. Draw a house in the middle of your paper. 2. Draw a tree next to your house on the right. 3. Draw a sun up in the left corner. 4. Draw a bird in the tree. 5. Draw 3 flowers beside the house on the left. 6. Write your name under the sun. <p>For example:</p>  <ol style="list-style-type: none"> 7. Can you now write a sentence or two about your positional picture? 	<p>'special place' in your house. Next, write instructions using left and right turns and include references to special features and landmarks to lead others to your special place. Once completed, give your written instructions to your special place to an older sibling or adult and see if they are able to locate your special place.</p> <p>Trace your right hand or paint your right hand and turn your right hand print into a fish. See below.</p>  <p>Write a sentence about your 'right' hand print as a fish. Include the colours you use.</p>
<p>Break (have a snack, go for a walk, have a stretch)</p>				

	Monday	Tuesday	Wednesday	Thursday	Friday
	Afternoon activity: Bike ride, jump on trampoline, dancing www.justdanceforkids.com				
Afternoon		<p style="text-align: center;">Geography</p> <p>What is a map?</p> <p>When have you used a map? Or seen one being used?</p> <p>What sort of things are on a map?</p> <p>Why are pictures used in maps?</p> <p>Using the story 'Mr Chicken all over Australia' read or listen to the story again and can you plot the different places Mr Chicken visits on a map of Australia?</p> <p>Below is a free printable map of Australia. http://allfreeprintable.com/cont/mp/pdf/map-ausb.pdf</p>	<p style="text-align: center;">Science and Technology</p> <p>A prediction is when you use what you know and make your best guess. Close your eyes and predict some of the things you would see if you went for a walk in your backyard. Draw a picture map of your predictions. <i>(A picture map includes a title, pictures to show each thing and labels. A line or arrow may connect the label to the object or place).</i> Label each picture with what you would see, smell and feel.</p> <p><i>Go for a walk</i> and take a photo of each object to share on SeeSaw. Describe what you see, feel and smell. Think about the objects, the materials they are made of and their observable properties.</p> <p>Go back to your picture map and tick the things that you saw on your walk. In another colour, add any other things that you saw.</p>	<p style="text-align: center;">Creative Arts</p> <p>Go for a bushwalk with your family and collect some materials like gumnuts, leaves, bark and sticks, then use these materials to make a poster of a kangaroo's habitat. Using pencils or texta's, draw a kangaroo, cut it out and glue onto its habitat poster. Here is an example.</p>	<p style="text-align: center;">PDHPE</p> <p>Enjoy some mindful time and stretch like 'Kickapoo the Kangaroo' on Cosmic Kids Yoga Adventure as they explore the Australian bush. https://www.youtube.com/watch?v=eGNHLzZhX6c</p> <p>Get moving with PE Joe live via Youtube each day.</p> 

Monday	Tuesday	Wednesday	Thursday	Friday
Break (have a snack, go for a walk, have a stretch)				
Free Fun Time				
Dinner & bath – don't forget to help out!				

I **hide** beneath the slimy weeds,

Which grow in muddy bogs;

Concealed among the rotting reeds,

I **float** among the logs.

My teeth are sharp, my jaws are **wide** ...

Perhaps you'd like to see *inside*?

Open the box, if you dare,

But danger lies within: **beware!**



But which creature am I? Your eyes will play tricks.

In each scene you search, I could be one of six ...